

# Appendix 6 – 2023/24 Q3

## PLANNING, COASTAL PROTECTION AND FLOODING

**Cabinet Member:** Councillor Paul Fuller

**Portfolio Responsibilities:**

- Island Planning Strategy
- Local Development Framework
- Planning Applications
- Planning Appeals
- Planning Enforcement
- Trees and Landscape Protection
- Building Control and Inspection
- Coastal and Beach Management
- Flood Policy and LLFA
- Town, Parish & Community Council Liaison

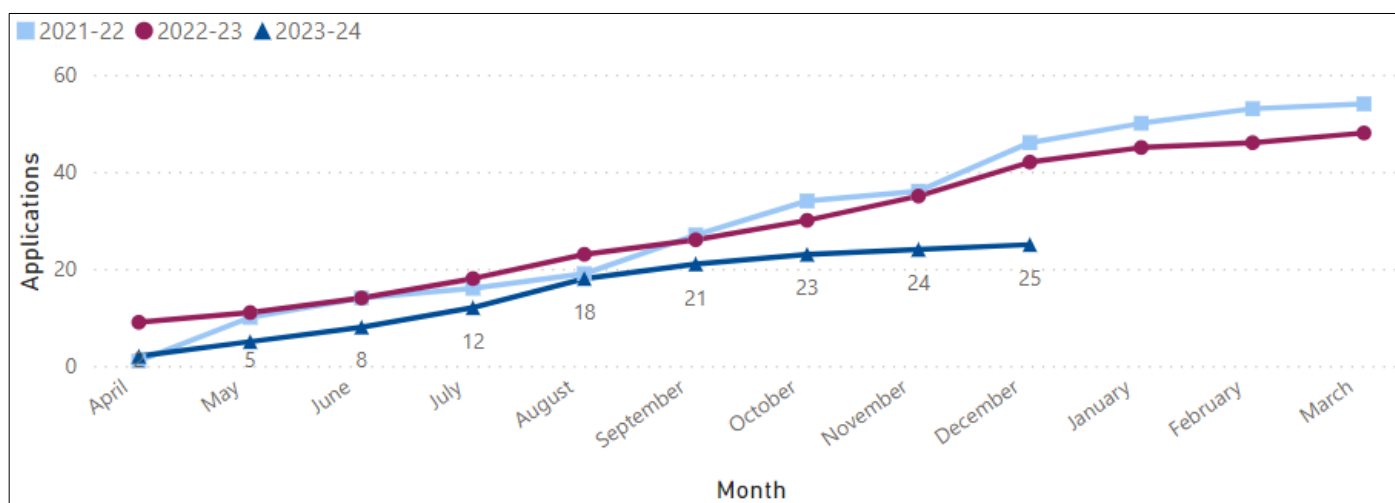
### Performance Measures

**Number of major planning applications received**

**Aim:** Not applicable.

**UN Sustainable Development Goal:** 12

<b>Most Recent Status:</b> December 2023	<b>Monitoring Measure</b>
<b>Previous Status:</b> September 2023	<b>Monitoring Measure</b>



- We continue to see fewer major applications being submitted, but some are larger in scale.

**Planning applications dealt with in timescales, including those that do not have a mutually agreed timescale**

- The percentage of planning application decisions issued in time, remained consistent over Quarter 3 with an average 97 percent.
- Of the 265 decisions issued over the quarter, only 8 were out of time (three percent).

	Percentage of decisions issued in time	Total number of decisions issued	Total number of decisions issued in time	Total number of decisions issued within agreed extension	Decisions out of time
Oct-23	95	103	65	33	5
Nov-23	99	89	55	33	1
Dec-23	97	73	44	27	2

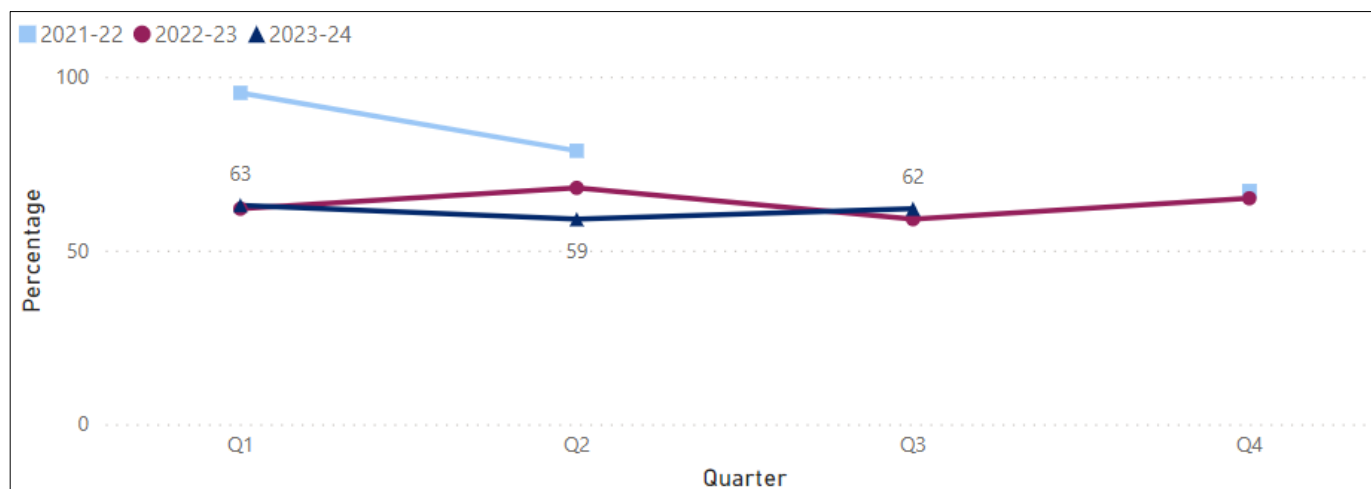
**Percentage of all planning applications processed within agreed timescales**

**Aim:** The percentage of planning applications processed within agreed timescales is at/above 95 percent.

**UN Sustainable Development Goal:** 12

**Most Recent Status:** December 2023      **Monitoring Measure**

**Previous Status:** September 2023      **Monitoring Measure**



- Please note, this graph does not include agreed upon extensions of time, which affects the percentage considered as 'on-time'.

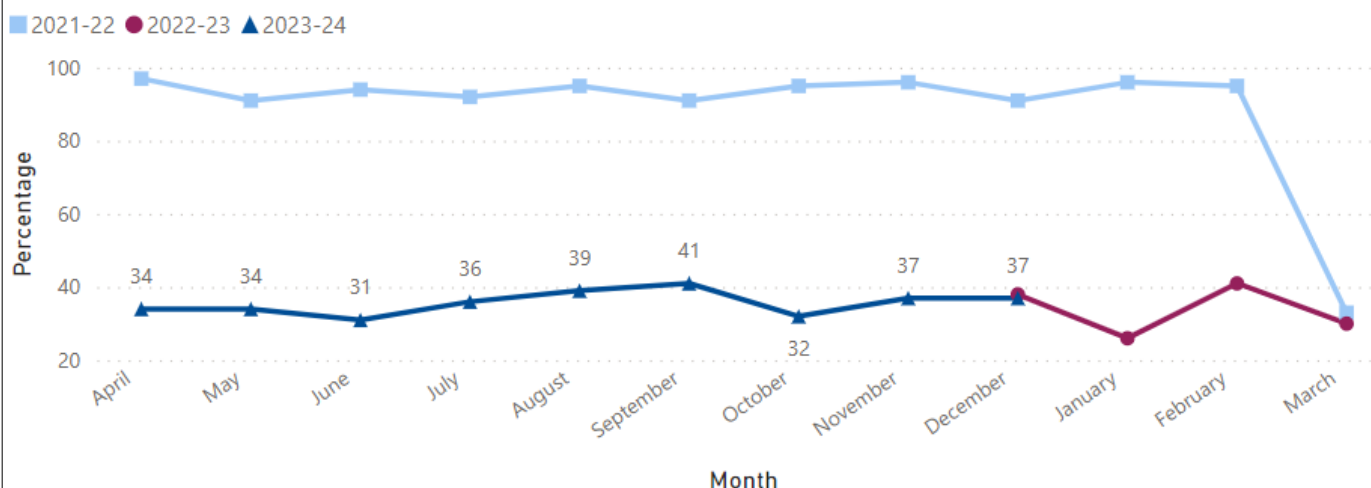
**Percentage of planning applications determined within agreed extension of time**

**Aim:** Not applicable

**UN Sustainable Development Goal:** 12

**Most Recent Status:** December 2023      **Monitoring Measure**

**Previous Status:** September 2023      **Monitoring Measure**



- The percentage of applications determined within the agreed extension of time has remained steady over Quarter 3 and is in line with the same period last year.
- No data was provided between April and November 2022.

## Service Updates - Key Aspirations and Ongoing Business

### The following activity supports UN Sustainable Development Goal 9:

The draft Island Planning Strategy (IPS) was considered by an additional meeting of the Policy & Scrutiny Committee for Neighbourhoods and Regeneration on 12 December 2023, and recommendations were made by the Committee to the Portfolio Holder. These recommendations were incorporated into the draft IPS and the cover report that was prepared for the Cabinet meeting on 11 January 2024, but this has since been pushed back.

The Cabinet were briefed on the above on 19 December 2023 which was the same day the Secretary of State announced a range of planning changes, which included changes to the National Planning Policy Framework that could directly impact on the IPS' content and process.

King's Counsel (KC) opinion on these changes and the implications for the Council was sought and a meeting held with the KC, the Leader, Deputy Leader and Cabinet Members for Planning and Corporate functions Officers on 21 December 2023. Verbal advice was given, with written advice expected in early January 2024.

A Group Leaders' briefing planned for December was pushed back to January 2024.

## Strategic Risks

**Failure of coastal defences (where the policy is to "hold the line") resulting in high risk to people, property, infrastructure and land, significant impact on communities and the council finances. The Isle of Wight Council has a vested responsibility for controlling coastal erosion under the Coast Protection Act 1949.**

**Assigned to: Director of Neighbourhoods**

Inherent score	Target score	Current score (November 23)
16 VERY HIGH	13 HIGH	12 HIGH
Previous scores		
September 23	June 23	March 23
12 HIGH	13 VERY HIGH	15 VERY HIGH
No change in risk score		